

Aquablanc®



Gentle

ESSENTIAL INFORMATION ON:

- Starting up
- Circulation and filtration
- Water testing
- O₂ Gentle and chemical water treatment
- Safety and problem solving chart

The Gentle Non Chlorine Pool Water Treatment System

About Aquablanc O₂ Gentle

This chlorine-free disinfection, based on active oxygen is non-odorous, gentle and soft to the skin, eyes and hair of swimming pool users. The effectiveness of the disinfection process is enhanced through the use of the algaecide, the second component. Together the two O₂ components create a reliable water treatment system that guarantees optimal water quality.

In addition, the water treatment system includes substances to clarify water thus ensuring water remains crystal clear. Finally, scale prevention and pH buffering agents are included to ensure operating on the O₂ gentle system is simple and complete.

SETTING UP YOUR POOL TO USE O₂ GENTLE

Filtration and circulation – most swimming pools include a pump and filtration unit (sand or cartridge) as standard. It is a combination of circulating water through the filtration unit to collect suspended debris, together with good chemical water treatment, that helps you maintain clear, clean and healthy water.

Ensure the integrity of your circulation pump and filtration unit are in full working order prior to using O₂ Gentle (backwashing of sand filtration units to remove debris and/or cleaning cartridges may be required).

As a guide to running circulation, you should aim to ‘turn’ the full volume of water through the filtration unit at least once per day.


Water testing and ideal pool levels – using Aquablanc test strips or the Aquablanc pooltester, you are able to quickly and accurately assess the condition of your water and (where necessary) make adjustments to these levels using appropriate chemicals.

TEST	IDEAL READING	
O ₂ Gentle	5 – 8ppm*	within 2 hours of application
pH	7.0 – 7.4	
Total Alkalinity	80 – 150ppm**	only after mastering O ₂ Gentle and pH first

*ppm = parts per million

**total alkalinity should be learned in time

By using regular testing you will soon learn how various dynamics like refilling, topping up, adding chemicals and general usage can affect your water.



Chemical Water Treatments and using O₂ Gentle

BALANCING POOL WATER

Prior to dosing the Aquablanc O₂ Gentle system, ensure that your pH is within the ideal range of 7.0 – 7.4, thus providing optimal chemical operating conditions, as well as protecting pool equipment and ensuring bather comfort (the pH of the eye is consistent with this level).

pH Levels	Risk of
Above 7.4	Skin/eye irritation Scale formation Reduces O ₂ Gentle's effectiveness
7.0 – 7.4	IDEAL
Below 7.0	Plant corrosion especially metals Unpleasant smells and bather discomfort O ₂ Gentle more quickly used up

ADJUSTING pH

If the pH of your pool water is above 7.4 then use pH minus or pH reducer to lower it, using the application instructions on the bottle. If the pH of your pool water is below 7.00 then use pH Plus or pH Increaser to increase it, using the application instructions on the bottle.

DOSING AQUABLANC O₂ GENTLE

Newly filled pools will benefit from a shock or superchlorination dose (see section opposite), prior to dosing O₂ Gentle.

For existing pools on other sanitisers such as chlorine or bromine, O₂ Gentle is fully compatible and the change is simply one of 'switching over'.

Use biocides safely. Always read the label and product information before use.

OPTIMISING EFFECTIVENESS OF AQUABLANC O₂ GENTLE


- Maintain pH in the ideal range of 7.0 – 7.4
- Ensure effective filtration/circulation at all times through regular backwashing and periodic filter cleaning.
- Periodic (minimum monthly) shock or oxidation treatments (see next section)
- Regular maintenance and cleaning


INITIAL AND CONTINUOUS DOSING WITH AQUABLANC O₂ GENTLE

O₂ Gentle is a twin product system requiring the use of both the sachets. Open the sachets as marked by the scissor cut markings and add the contents directly to the pool water. Dose both **sachet A** (Red) – containing the 220g of O₂ Gentle powder, and a corresponding **sachet B** (Blue) containing 50ml of O₂ Gentle liquid.

Aquablanc O₂ Gentle DOSING INSTRUCTIONS

Usage | Application

	20 m ³ (4,400)	30 m ³ (6,600)	40 m ³ (8,800)	50 m ³ (11,000)	60 m ³ (13,200)	70 m ³ (15,400)
Initial 1st day 	2x A B	3x A B	4x A B	5x A B	6x A B	7x A B
regularly every...	7th day 1x A B	4th day 1x A B	7th day 2x A B	5th day 2x A B	7th day 3x A B	6th day 3x A B



Your dosage can be worked out using the table above, depending on the size of your pool. In any event the products should be dosed at least weekly, and if you prefer to use the system as a weekly system then ensure you trade up to the weekly dose programme (rather than scale down product usage).

SHOCK OR OXIDISATION PROCEDURES

Freshly filled pools are recommended to have an initial or starter dose of chlorine to at least 5ppm (mg/lt), prior to routine sanitisation with any system including O₂ Gentle.

However, it is also increasingly considered good practise to routinely (fortnightly desirable/monthly minimal) shock treat / oxidise swimming pools. The frequency is essentially dictated by levels of contamination, source of the refill water i.e. untreated well water, usage and weather.

Shock or oxidisation procedures ensure contamination and non filterable wastes like body oils and greases are broken down and removed more easily via the filter.

Whilst the use of a double of O₂ Gentle sachets (as per initial dose) provides a shock or oxidiser dose, it is recommended to periodically use a chlorine donor to at least 5ppm (mg/lt) for such purposes, such as Pool Fusion or shock granules.

MAINTENANCE AND CLEANING

Periodic cleaning of waterline grease, pool steps and pool equipment will not only make your pool look good, but it will also enhance chemical effectiveness during the swimming season.

Use dedicated pool cleaning preparations (Tile and Liner Cleaner) as household cleaners often contain phosphates which can nurture algae growth and/or detergents which can cause foaming.



Aquablanc O₂ Gentle

SAFETY TIPS

GENERAL

- Do not leave non swimmers/children unattended
- Do not overload the pool
- Avoid sitting on pool walls
- Do not allow diving in shallow water
- Do not use during thunder storms
- Do not use electrical appliances near water
- Use plastic rather than glass around the pool
- Have a First Aid Kit available for any accidents

CHEMICAL HANDLING

- Read instructions thoroughly on each product/box before use
- When pre dissolving chemicals always add chemicals to water and not vice versa
- Never mix different chemicals in concentrated forms including these kit products but also with other products like bleach or weedkillers – a dangerous reaction may occur
- Always pre dissolve chemicals in a clean, plastic container in a well ventilated area
- Avoid spillages but in event of spillage clean up using clean receptacles and dispose in the pool. Flush cleaned spill areas with water
- Never use unlabeled chemicals
- Wash hands after handling pool chemicals

STORING CHEMICALS

- Store chemicals well away from children and pets
- Store in a secure, cool and dry place

Problem Solving Chart

SYMPTOM	CAUSE	REMEDY
Too much chlorine after Oxidisation/Shock Treatment	Overdose	Allow time to naturally dissipate or buy a chlorine reducer
pH hard to control	Alkalinity low or too high	Add either alkalinity increaser or reducer to increase/reduce alkalinity as required
Cannot maintain adequate sanitiser levels	Sanitiser demand of water too high at start up after holidays or due to excess contamination or neglect	Shock dose with double dose O ₂ Gentle or other chlorine products as per routine oxidisation/shock recommendations
Cloudy water	Poor chemical controls or Inadequate filtration	Backwash filters or clean cartridges, check chemical levels and adjust if necessary (O ₂ Gentle/pH). If problem persists buy a pool clarifier to remove small particles
Rough sides/edges	Scale formation High (calcium) hardness levels	Ensure pH levels are correct and if scale persists use Stain and Scale Inhibitor to stop calcium precipitating out of the water
No colour change on test strip dip test	Sanitiser level too high leading to bleaching of indicator pads (over 15 ppm chlorine or O ₂ Gentle/mps)	Check expiry date on test strips. Wait for sanitiser level to drop and re-test
Foaming water	Detergents present from incorrect cleaning products or excessive algaecide use	Avoid domestic household cleaners and if problem persists, reduce pool water levels and top up with fresh water
Waterline grease contamination	Detergents/oils/greases present	Clean with Tile & Liner Cleaner

Complete Pool Controls Ltd

Unit 2 The Park, Stoke Orchard, Bishops Cleeve, GL52 7RS

Technical Helpline Tel: 0871 222 9084