

PRODUCT PROFILE

EC160-5113-5

Swimming Pool Heat Exchanger

Introduction

The Bowman EC160-5113-5 is an efficient shell and tube swimming pool heat exchanger which is suitable for use with either boiler heated hot water, or renewable energy heating systems, such as heat pumps or solar collectors. It features 'Universal Fit' composite end covers, for easy installation into pool pipework and a choice of either a titanium, cupro-nickel, or stainless steel tube core.

Typical Heat Transfer

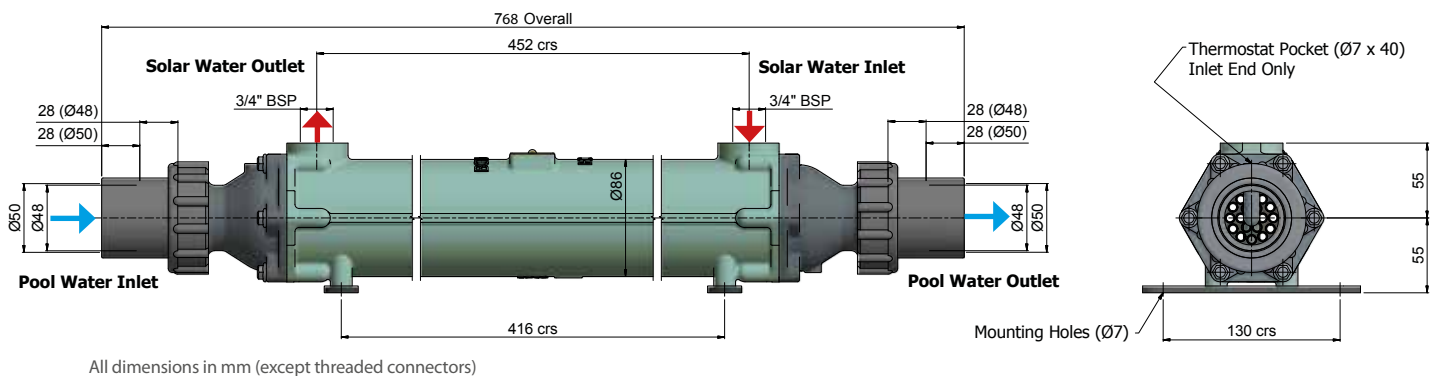
Renewable energy: 55kW

Product Benefits

- Proven** – heats pools faster, reducing energy costs
- Easy to install** – solvent weld end covers with thermostat pocket
- Durability** – salt water and mineral rich fresh water compatible
- Simple to maintain** – easy disassembly for routine maintenance
- Titanium models** – full 10 year warranty on titanium materials



Specification



Type	Tube Material	Typical Pool Capacity		Maximum Pool Water Flow		Maximum Hot Water Temp		Max. Operating Pressure Pool Water		Max. Operating Pressure Hot Water		Weight
		m ³	gal	m ³ /h	l/min	°C	°F	bar	psi	bar	psi	
EC160-5113-5C	Cupro-nickel	120	26,000	15.0	250	110	230	6	87	6	87	8.5
EC160-5113-5S*	Stainless Steel	120	26,000	15.0	250	110	230	6	87	6	87	8.5
EC160-5113-5T	Titanium	120	26,000	15.0	250	110	230	6	87	6	87	7.3

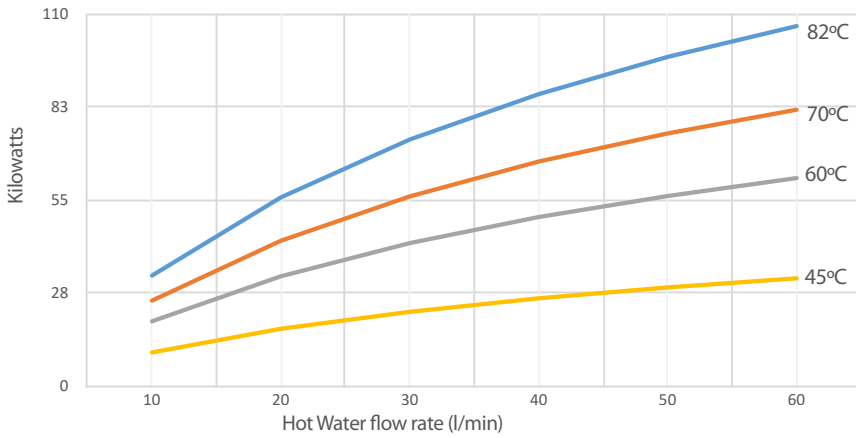
*Not suitable for use on pools fitted with salt water chlorinators or salt water pools.

Water Flow

As the graphs and table below illustrate, providing the right water flow volume is vital to the performance of the heat exchanger. If the flow rate of either the hot water supply, or the pool water circuit is too low, the heat exchanger will not perform at its designed efficiency and will be unable to transfer all the available heat energy in to the pool water.

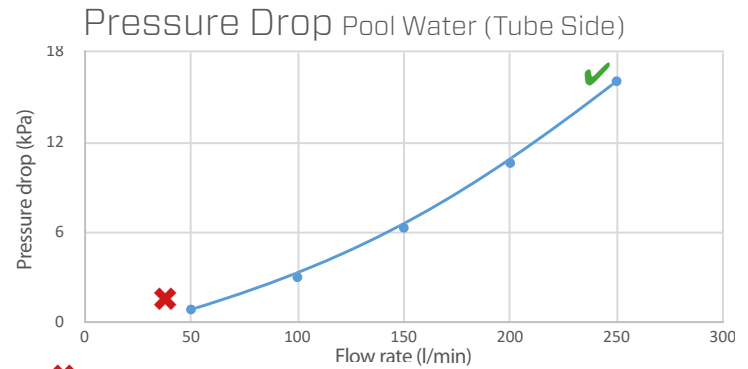
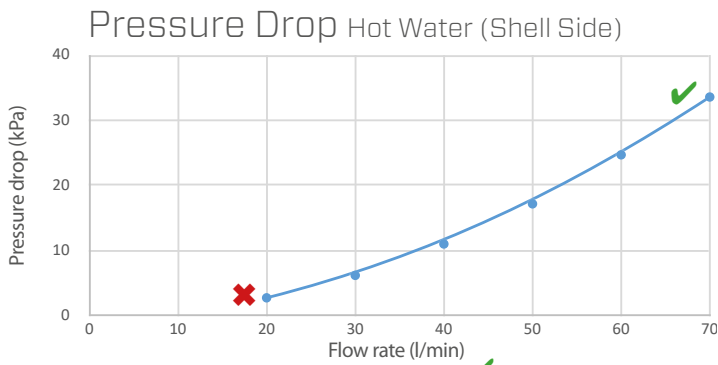
For more information please visit; <https://ej-bowman.com/knowledge-centre/why-doesn't-my-pool-heat-up-faster/>

Heat Transfer



kW Heat Transfer - EC160-5113-5
Pool water flow 250 l/min at 28°C

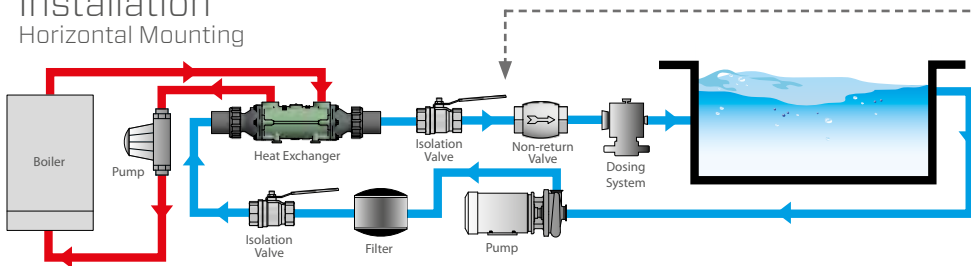
Hot Water Flow rate l/min	Temperature & Heat Transfer			
	82°C kW	70°C kW	60°C kW	45°C kW
10	33	25	19	10
20	56	43	33	17
30	73	56	42	22
40	86	67	50	26
50	97	75	56	29
60	107	82	62	32



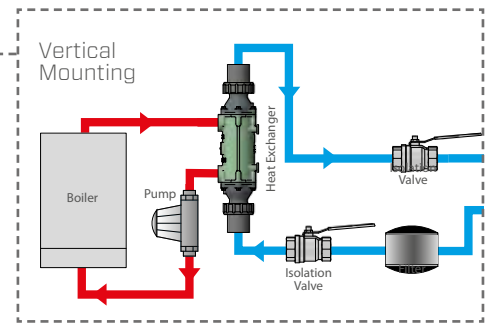
✓ Optimum heat transfer performance ✗ Reduced heat transfer performance

Installation

Horizontal Mounting



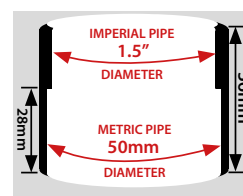
Vertical Mounting



If an automatic dosing system is added, it must be installed after the heat exchanger on the return to the pool.

Universal Fit End Covers

The EC160-5113-5 is supplied with 'Universal Fit' composite end covers, designed for use with either 1.5" nominal pipe size (48mm O/D) or metric 50mm O/D pool pipework. The 'socket union' component enables either diameter to be accommodated, as shown on the adjacent cross section illustration.



EJ Bowman (Birmingham) Ltd

Chester Street, Birmingham B6 4AP, UK
Tel: +44 (0) 121 359 5401 Fax: +44 (0) 121 359 7495
Email: sales@ej-bowman.com www.ej-bowman.com



All material contained in this leaflet is the intellectual property of EJ Bowman (Birmingham) Ltd. It is protected under copyright and may not be reproduced without prior written consent from the company. EJ Bowman (Birmingham) Ltd reserve the right to change specifications at any time without prior notice.