

*Finally, a state
of the art
Oil Heater for
the 21st Century*

Certikin
international ltd

**SWIMMING POOL & SPA
OIL HEATERS**

COH110 • COH180 • COH220 • COH280

FEATURES

- Easy to use diagnostic electronic controls with LED display
- Fully tested and approved to OFTEC and EC standards
- Complies with section L 2002 Building Regulations
- Incorporates central heating facility
- Suitable for use on salt water pools
- UK based technical expertise
- Designed to run with high efficiency, clean combustion and low noise level
- Pre-plumbed and pre-wired for ease of installation
- All Models fitted with Riello burners
- Optional balanced flue kits, left, right or rear available for all models (28 sec Kerosene only)
- Optional vertical balanced flue (no ventilation required)
- Optional outdoor installation kit
- Sizes: 110,000 BTU / 32 kW
180,000 BTU / 52 kW
220,000 BTU / 65 kW
280,000 BTU / 82 kW
(All nominal input ratings)



*The most comprehensive oil fired
pool and spa heater on the market.*

*Certikin's oil fired swimming pool
and spa heater has been designed
and manufactured to provide both
ease of installation, and highly
efficient, reliable performance.*



Manufactured
in the UK

OIL FIRED HEATERS



Controls

A state of the art electronic control panel created especially for oil pool heating and central heating applications which is easy to use and includes an accurate display of pool temperature. The diagnostic control panel includes a pressure gauge and LED lights to indicate everything from the boiler being turned on to burner lockout.

Four accurate thermostats control the pool water temperature, the boiler temperature, the safety high limit and the automatic by-pass (not fixed).

Condensation inside the water jacket is minimised to maximise the operating life of the boiler.

Plumbing

The heater comes complete, pre-plumbed and pressure tested resulting in ease of installation and peace of mind for the customer. A high efficiency counterflow water to water heat exchanger is used for pool water heating. System inhibitor is supplied with every heater.

Connections

All connections to the heater are made externally on the left hand side of the cabinet.

The connections are as follows:

- Pool water in & out - 1½" plastic pipe.
- Oil - 10mm compression fitting with filter.
- Sealed system pressure relief valve.
- Sealed system fill / drain point complete

with filling loop and valves - 15mm.

- Electricity - Supplied with 13amp plug fitted with 5amp fuse and 2 metres of cable.
- Fire check valve - Provision is made for the addition of a fire check valve and sensor.
- Frost protection - Built in two stage.
- Pump overrun - For both pool and heater pump.
- Central heating flow and return tappings.
- Flues - All gaskets and sealants including fire cement and caulking rope are supplied.



All heaters are fully tested prior to leaving the factory. The Certikin Swimming pool Oil Heaters can be safely installed outside.

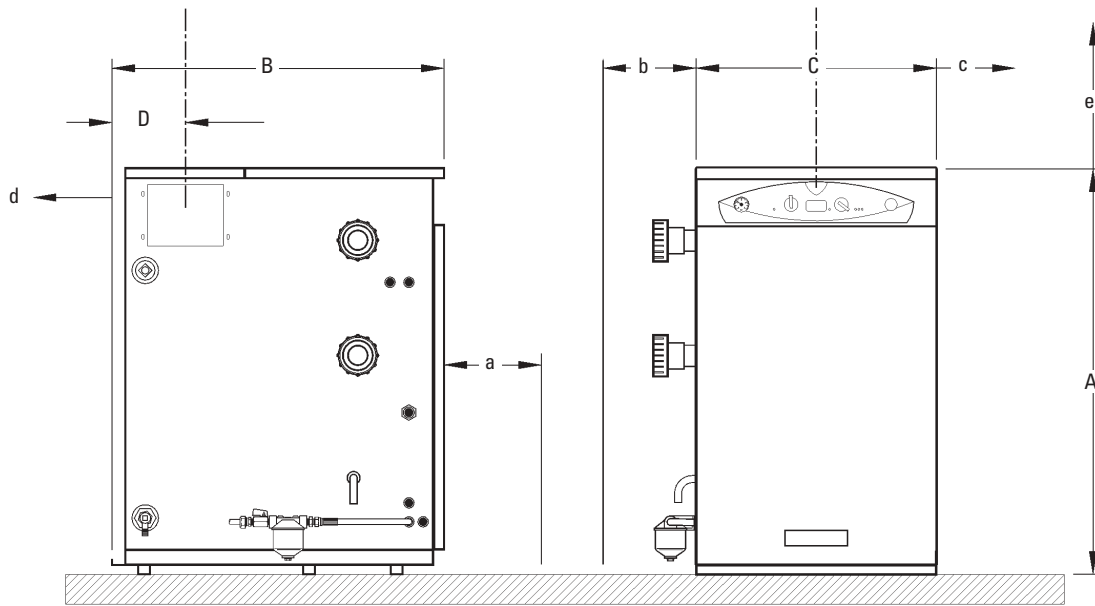
Additional Uses

The heater is supplied set up for immediate use on a central heating system with all the required controls conveniently and safely presented on the control panel.



Outdoor Flue

DIMENSIONS



| Model | Height | Depth | Width | | | Clearances | | | | | Pool Connection mm | Water Content litres | Weight Empty kg | Output BTU / kW | Efficiency % |
|------------|--------|-------|-------|------|---------|------------|------|------|------|------|--------------------|----------------------|-----------------|-----------------|--------------|
| | A mm | B mm | C mm | D mm | Flue mm | a mm | b mm | c mm | d mm | e mm | | | | | |
| 110 | 860 | 700 | 470 | 130 | 100 | 750 | 500 | 0 | 0 | 500 | 38 1/2" | 30 | 130 | 90000 / 26.4 | 85 |
| 180 | 1000 | 725 | 510 | 170 | 125 | 750 | 500 | 0 | 0 | 500 | 38 1/2" | 38 | 190 | 150000 / 44.0 | 85 |
| 220 | 1000 | 725 | 510 | 170 | 125 | 750 | 500 | 0 | 0 | 500 | 38 1/2" | 38 | 190 | 175000 / 51.3 | 85 |
| 280 | 1100 | 870 | 590 | 190 | 150 | 750 | 500 | 0 | 0 | 500 | 38 1/2" | 60 | 310 | 240000 / 70.3 | 85 |

COMPATIBILITY CHART

| Size (Nominal Input) | Fuel | | Conventional Flue & Vertical Balanced Flue | | Con / Flue Size | Horizontal Balanced Flue | | Noise Corrected dBA |
|----------------------|-----------------|--------|--|--------|-----------------|--------------------------|--------|---------------------|
| | 28 sec | 35 sec | 28 sec | 35 sec | | 28 sec | 35 sec | |
| | 110,000 (32 kW) | ✓ | ✓ | ✓ | ✓ | 4" (100mm) | ✓ | |
| 180,000 (52 kW) | ✓ | ✓ | ✓ | ✓ | 5" (125mm) | ✓ | ✗ | 55 |
| 220,000 (65 kW) | ✓ | ✓ | ✓ | ✓ | 5" (125mm) | ✓ | ✗ | 54 |
| 280,000 (82 kW) | ✓ | ✓ | ✓ | ✓ | 6" (152mm) | ✓ | ✗ | 65 |

- * All heaters are set in the factory to run on 28 sec Kerosene
- All figures for levels refer to Balanced flue noise taken outside, 1 metre from the terminal.



User friendly visible safe control panel with system status diagnostic indicators constantly monitors pressure, flow, temperature and safety - Helps to eliminate unnecessary service calls. Pool temperature is clearly displayed at all times.

WARRANTY

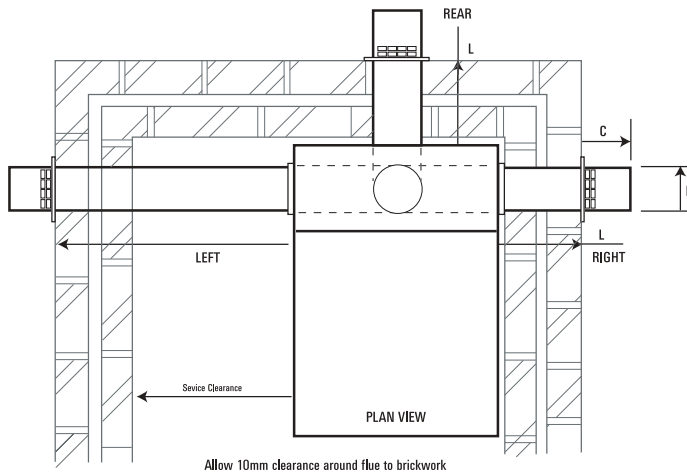
The unit is supplied with a 12 month warranty. *However if commissioned by an OFTEC registered Engineer this will be extended to 24 months.*

Note: This warranty is only valid when used in accordance with the SPATA standards for balanced water and other chemical parameters.

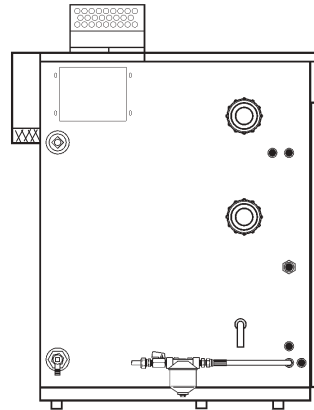
EASE OF INSTALLATION

The Certikin Oil Heater has been designed with all plumbing and electrical connections on the left hand side of the unit, as shown.

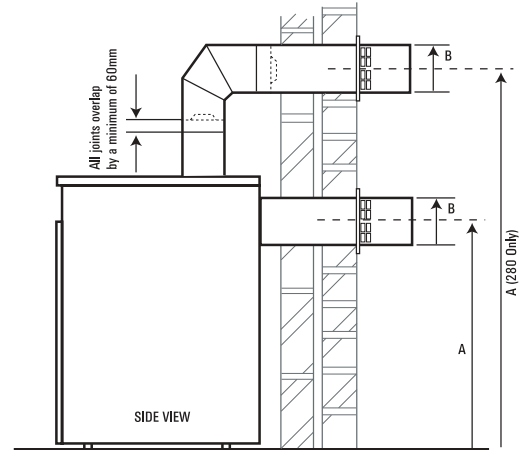
Horizontal Balanced Flue



Outdoor Flue Kits



| Model | Kit Number |
|-------|-------------|
| 110 | SPCOHBF0V10 |
| 180 | SPCOHBF0V11 |
| 220 | SPCOHBF0V11 |
| 280 | SPCOHBF0V3 |



| mm | 110 | 180 | 220 | 280 |
|----|-----|-----|-----|------|
| A | 785 | 908 | 908 | 1320 |
| B | 142 | 180 | 180 | 230 |
| C | 175 | 200 | 200 | 225 |

| Model | L, Length range mm | | | Part No: | Description |
|-----------|--------------------|------------|-------------|------------------|------------------------------------|
| | Rear | Right | Left | | |
| 110 | 254 - 457 | 254 - 457 | X | SPCOHBF1 | Standard 110 Balanced Flue Kit |
| 110 | 457 - 864 | 457 - 864 | 500 - 864 | SPCOHBF1L | Long 110 Balanced Flue Kit |
| 180 & 220 | 254 - 457 | 254 - 457 | X | SPCOHBF2 | Standard 180/220 Balanced Flue Kit |
| 180 & 220 | 457 - 864 | 457 - 864 | 500 - 864 | SPCOHBF2L | Long 180/220 Balanced Flue Kit |
| 280 | 214 - 414 | 110 - 310 | X | SPCOHBF3 | 280 Standard Flue Kit |
| 280 | 674 - 874 | 570 - 770 | 1175 - 1375 | Plus SPCOHBVF25E | 280 Short Extension |
| 280 | 1084 - 1284 | 980 - 1180 | 1585 - 1785 | Plus SPCOHBVF21E | 280 Long Extension |

If you should require further technical information please do not hesitate to contact us.



Certikin
international ltd

